

EVVOSEMI[®]

THINK CHANGE DO



ESD



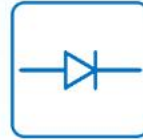
TVS



MOS



LDO



Diode



Sensor



DC-DC

Product Specification

▶ Domestic	Part Number	BU2520AF
▶ Overseas	Part Number	BU2520AF
▶ Equivalent	Part Number	BU2520AF

EV is the abbreviation of name EVVO

Silicon NPN Power Transistors

DESCRIPTION

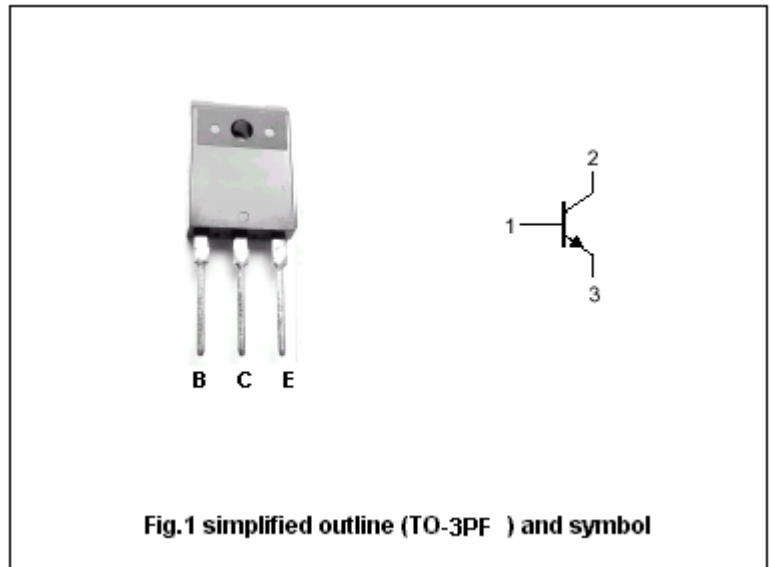
- With TO-3PFa package
- High voltage
- High speed switching

APPLICATIONS

- For use in horizontal deflection circuits of large screen colour TV receivers.

PINNING

PIN	DESCRIPTION
1	Base
2	Collector
3	Emitter



Absolute maximum ratings($T_a=25^\circ\text{C}$)

SYMBOL	PARAMETER	CONDITIONS	VALUE	UNIT
V_{CBO}	Collector-base voltage	Open emitter	1500	V
V_{CEO}	Collector-emitter voltage	Open base	800	V
V_{EBO}	Emitter-base voltage	Open collector	7.5	V
I_C	Collector current (DC)		10	A
I_{CM}	Collector current (Pulse)		25	A
I_B	Base Collector current (DC)		6	A
I_{BM}	Base current (Pulse)		9	A
P_{tot}	Total power dissipation	$T_C=25$	45	W
T_j	Max.operating junction temperature		150	
T_{stg}	Storage temperature		-65~150	

CHARACTERISTICS**T_j=25 unless otherwise specified**

SYMBOL	PARAMETER	CONDITIONS	MIN	TYP.	MAX	UNIT
V _{CEO(SUS)}	Collector-emitter sustaining voltage	I _C =100mA ; I _B =0, L=25mH	800			V
V _{EBO}	Emitter-base breakdown voltage	I _B =1mA ; I _C =0	7.5	13.5		V
V _{CEsat}	Collector-emitter saturation voltage	I _C =6A ; I _B =1.2 A			5.0	V
V _{BEsat}	Base-emitter saturation voltage	I _C =6A ; I _B =1.2 A			1.1	V
I _{CES}	Collector cut-off current	V _{CE} =BV _{CES} ; V _{BE} =0 T _j =125			1.0 2.0	mA
I _{EBO}	Emitter cut-off current	V _{EB} =7.5V; I _C =0			1.0	mA
h _{FE-1}	DC current gain	I _C =0.1A ; V _{CE} =5V		13		
h _{FE-2}	DC current gain	I _C =6A ; V _{CE} =5V	5	7	9.5	
C _C	Collector capacitance	I _E =0; f=1MHz; V _{CB} =10V		115		pF

PACKAGE OUTLINE

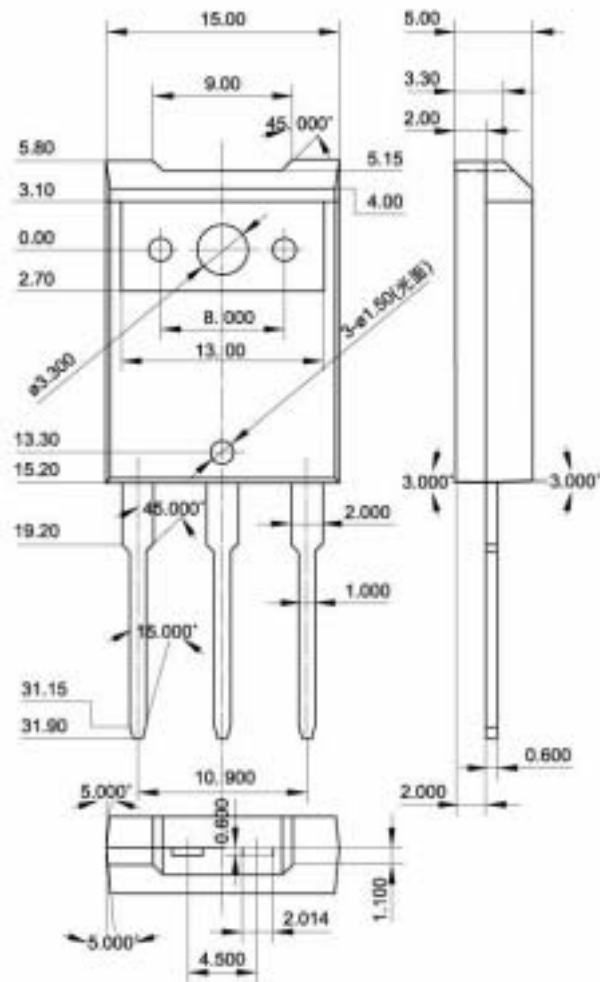


Fig.2 Outline dimensions (unindicated tolerance: $\pm 0.30\text{mm}$)

Disclaimer

EVVOSEMI ("EVVO") reserves the right to make corrections, enhancements, improvements, and other changes to its products and services at any time, and to discontinue any product or service without notice.

EVVO warrants the performance of its hardware products to the specifications applicable at the time of sale in accordance with its standard warranty. Testing and other quality control techniques are used as deemed necessary by EVVO to support this warranty. Except where mandated by government requirements, testing of all parameters of each product is not necessarily performed.

Customers should obtain and confirm the latest product information and specifications before final design, purchase, or use. EVVO makes no warranty, representation, or guarantee regarding the suitability of its products for any particular purpose, nor does EVVO assume any liability for application assistance or customer product design. EVVO does not warrant or accept any liability for products that are purchased or used for any unintended or unauthorized application.

EVVO products are not authorized for use as critical components in life support devices or systems without the express written approval of EVVOSEMI.

The EVVO logo and EVVOSEMI are trademarks of EVVOSEMI or its subsidiaries in relevant jurisdictions. EVVO reserves the right to make changes without further notice to any products herein.