

EVVOSEMI[®]

THINK CHANGE DO



ESD



TVS



MOS



LDO



Diode



Sensor




DC-DC

Product Specification

▶ Domestic	Part Number	EV2SC5200-T71
▶ Overseas	Part Number	2SC5200
▶ Equivalent	Part Number	2SC5200

"T71" means TO-3PL

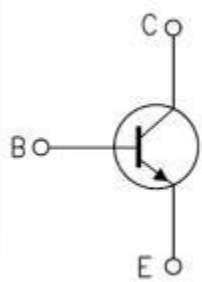
EV is the abbreviation of name EVVO




Silicon NPN transistor

Features:

- ① Power Amplifier Applications
- ② Complementary to 2SA1943
- ③ High collector voltage:VCEO=230V (min)
- ④ Recommended for 100-W high-fidelity audio frequency amplifier Output stage



Note: Using continuously under heavy loads (e.g. the application of high temperature/current/voltage and the significant change in temperature, etc.) may cause this product to decrease in the reliability significantly even if the operating conditions (i.e. operating temperature/current/voltage, etc.) are within the absolute maximum ratings.



MINOS TO-3PL

Absolute Maximum Ratings (Tc=25℃)

Characteristics		Symbol	Rating	Unit
Collector-base voltage		V _{CBO}	230	V
Collector-emitter voltage		V _{CEO}	230	V
Emitter-base voltage		V _{EBO}	7	V
Collector current		I _C	17	A
Base current		I _B	3	A
Collector power dissipation	T _c =25℃	P _C	180	W
Junction temperature		T _j	150	℃
Storage temperature range		T _{STG}	-55~150	℃

Package Marking And Ordering Information:

Ordering Codes	Package	Product Code	Packing
2SC5200	TO-3PL	5200	Tube

Silicon NPN transistor

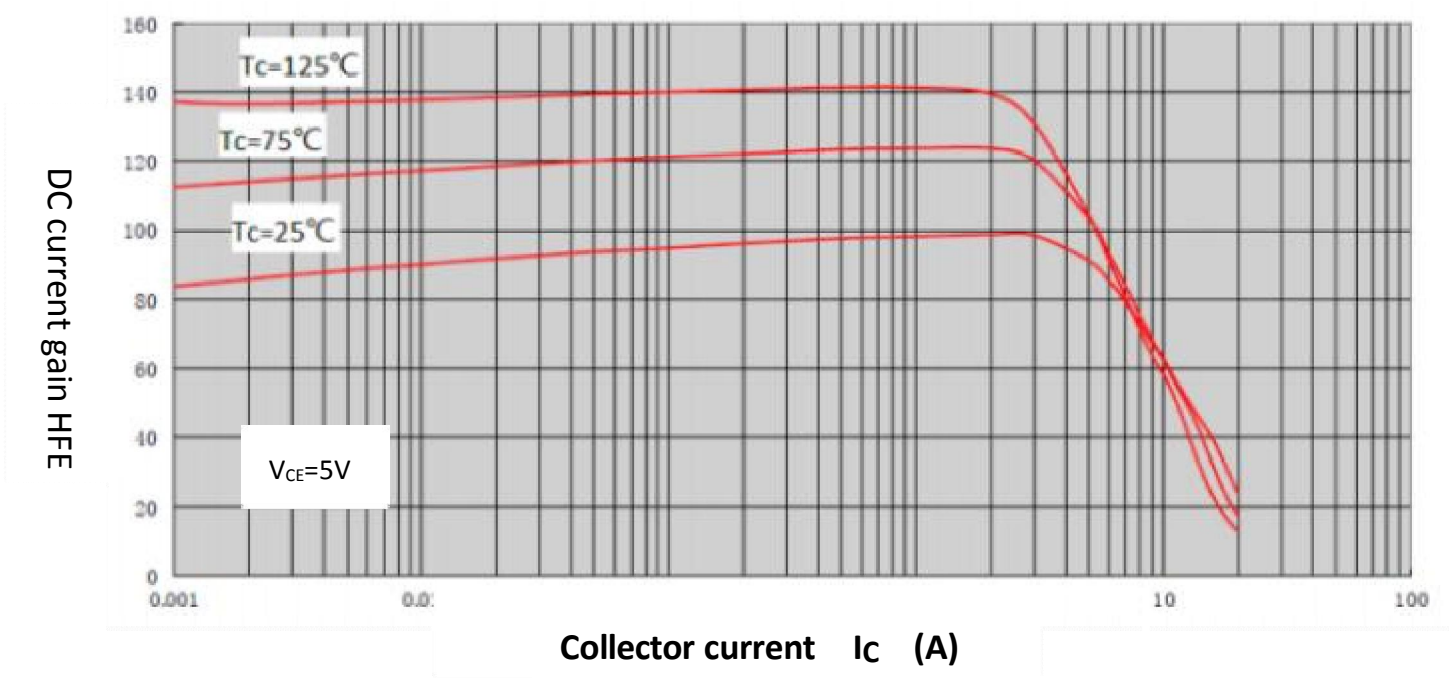
Electrical CharacteristicsTc= (25℃)

Characteristics	Symbol	Test Condition	Min	Typ	Max	Unit
Collector cut-off current	ICBO	VCB=230V; IE=0			500	uA
Emitter cut-off current	IEBO	VEB=7V; IC=0			500	uA
Dc current gain	hFE	IC=5A; VCE=4V;	70		140	
Collector-emitter saturation voltage	VCE(sat)	IC=4A; IB=0.4A			0.5	V
Transition frequency	fT	VCE=10V; IC=500mA ;f=1MHZ		58		MHZ

Symbol	Paramter	Typ	Units
RθJC	Junction-to-Case	0.68	℃/W

TYPICAL CHARACTERISTICS

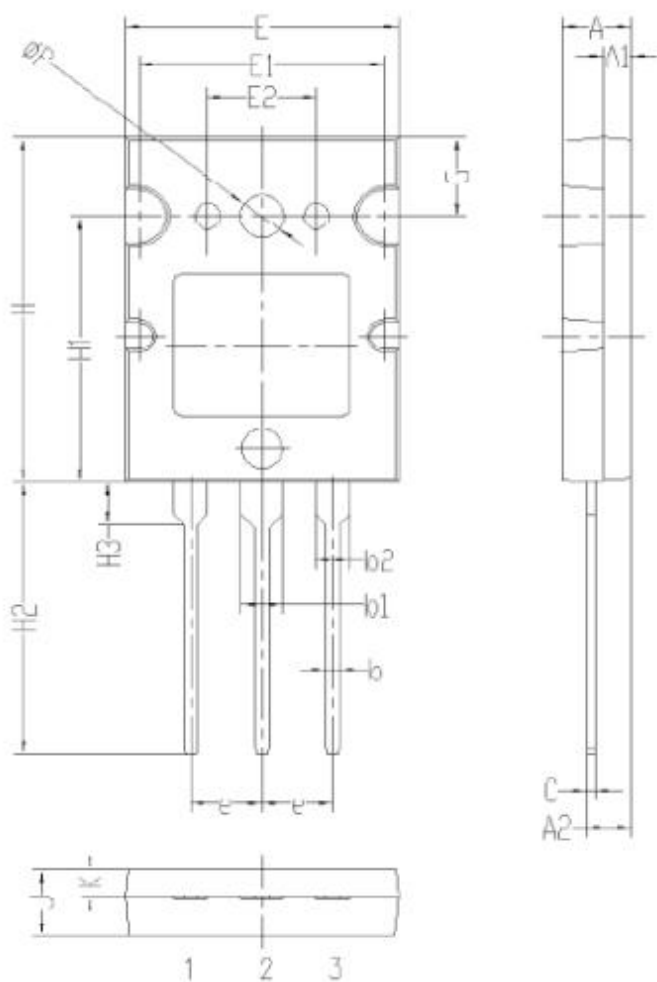
HFE--IC



Silicon NPN transistor

Package Information

TO-3PL PACKAGE



	單位 mm		
	MIN	NOM	MAX
A	4.8	5	5.2
A'	1.8	2	2.2
A2	3	3.2	3.4
b	0.8	1	1.2
b1	2.8	3	3.2
b2	2.3	2.5	2.7
c	0.4	0.6	0.8
e	5.25	5.45	5.65
E	19.8	20	20.2
E1	17.8	18	18.2
E2	7.8	8	8.2
H	25.8	26	26.2
H1	19.8	20	20.2
H2	20	20.5	21
H3	3.05	3.25	3.45
G	5.8	6	6.2
ØP	3.1	3.3	3.5
J	4.8	5	5.2
K	1.8	2	2.2

Disclaimer

EVVOSEMI ("EVVO") reserves the right to make corrections, enhancements, improvements, and other changes to its products and services at any time, and to discontinue any product or service without notice.

EVVO warrants the performance of its hardware products to the specifications applicable at the time of sale in accordance with its standard warranty. Testing and other quality control techniques are used as deemed necessary by EVVO to support this warranty. Except where mandated by government requirements, testing of all parameters of each product is not necessarily performed.

Customers should obtain and confirm the latest product information and specifications before final design, purchase, or use. EVVO makes no warranty, representation, or guarantee regarding the suitability of its products for any particular purpose, nor does EVVO assume any liability for application assistance or customer product design. EVVO does not warrant or accept any liability for products that are purchased or used for any unintended or unauthorized application.

EVVO products are not authorized for use as critical components in life support devices or systems without the express written approval of EVVOSEMI.

The EVVO logo and EVVOSEMI are trademarks of EVVOSEMI or its subsidiaries in relevant jurisdictions. EVVO reserves the right to make changes without further notice to any products herein.